

Friendship Companion Training

Technology – YouTube Music

Search for YouTube Worship Songs:

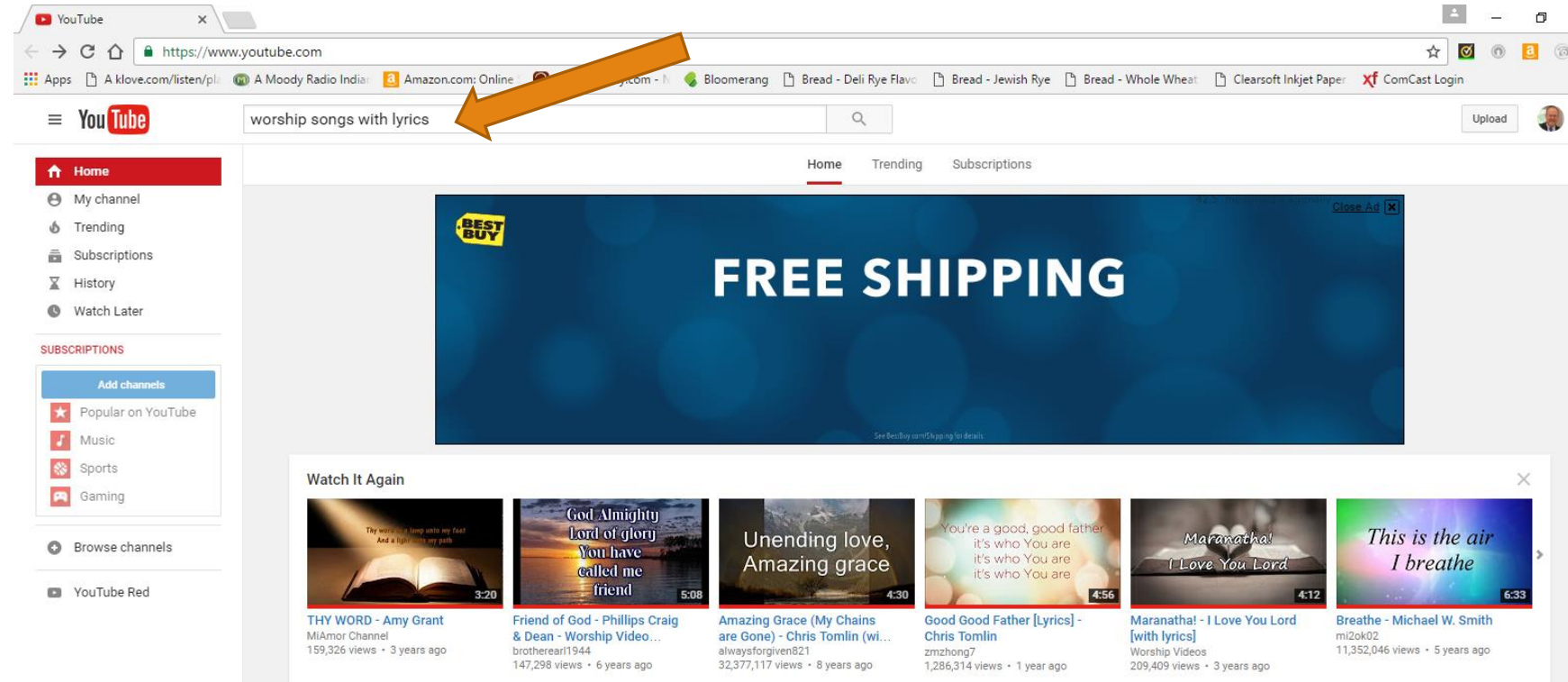
Worship music lead by volunteers is usually best, but if music leadership is not available, www.YouTube.com can be a good option.

Resources need to include;

- A volunteer to operate equipment and software
- Laptop computer or tablet (iPad, Kindle, smart phone)
- Projector or monitor/TV
- Sound (computer or monitor speaker, small amplifier/speaker)

Search for YouTube Worship Songs:

In your web browser go to www.YouTube.com and type “Worship songs with lyrics” or other search criteria in the search box.



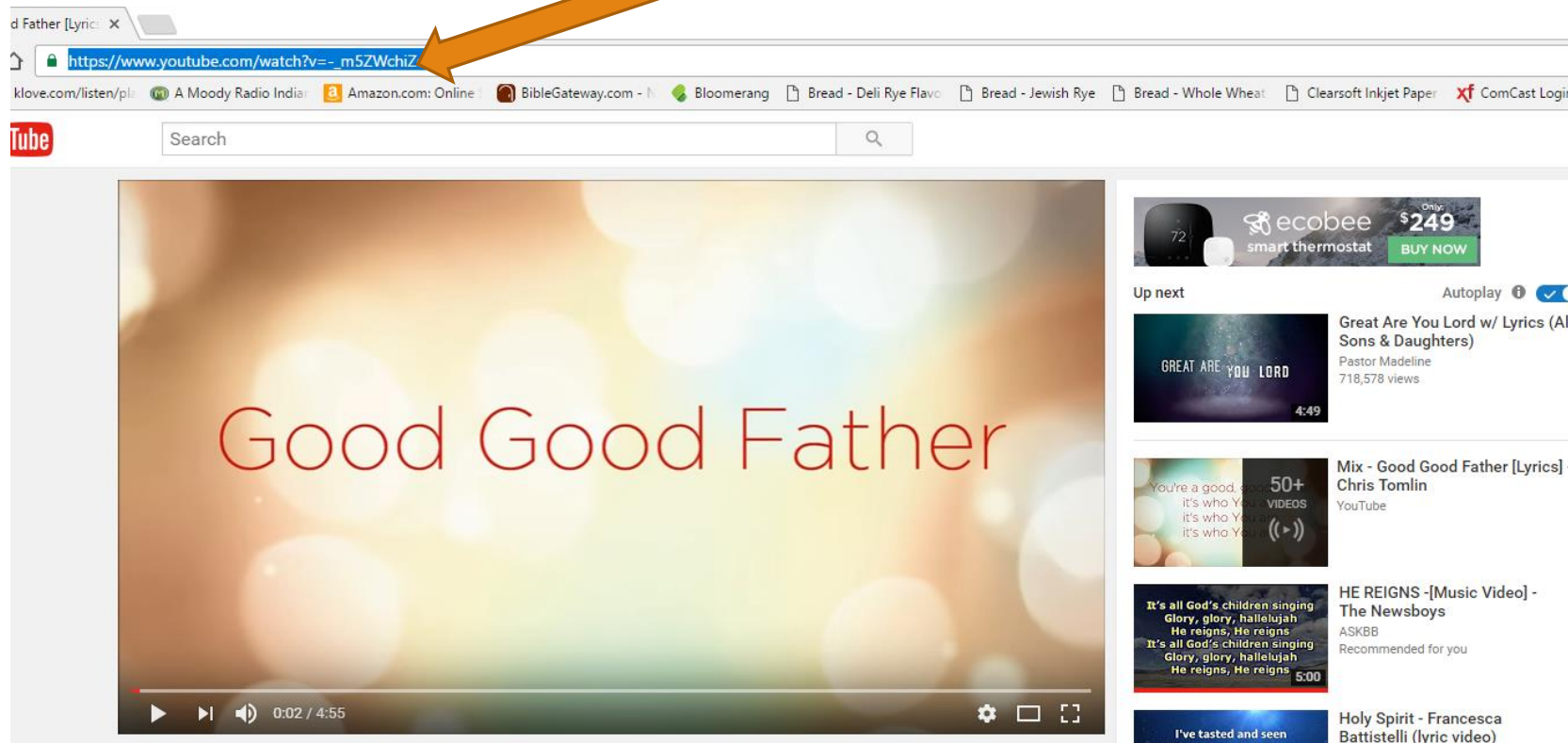
Search for YouTube Worship Songs:

- To play YouTube songs you will need WiFi access.
- The search criteria, “worship songs with lyrics” will pull up a list of worship collections
- You can also search for specific songs and/or artists
- Be sure to select adult versions of song instead of the children’s version.

Search for YouTube Worship Songs:

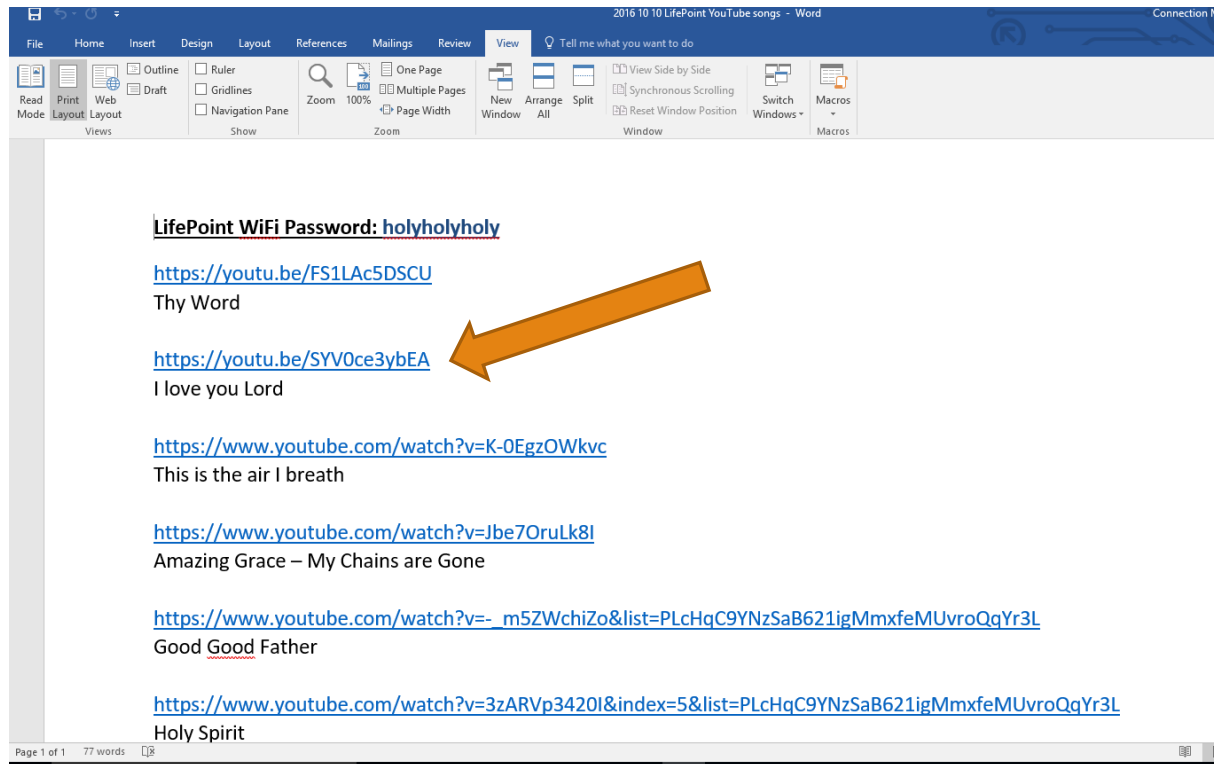
- The selection will start (usually with an advertisement)
- You can create playlists in YouTube by creating a YouTube/Google account
- You can also create a play list by copying song links to a word file (simple)
- To create a word file with song links, copy the song link in the address bar by right clicking on it and paste it in a Word document

Search for YouTube Worship Songs:



The screenshot shows a web browser with a YouTube video player. The video title is "Good Good Father" and the video content displays the same text in a large, red, serif font against a bokeh background. An orange arrow points from the text "Search for YouTube Worship Songs:" to the URL in the browser's address bar: https://www.youtube.com/watch?v=-_m5ZWchiZ. The browser's tab is labeled "d Father [Lyric]". The browser's address bar also shows a search bar with the text "Search". The video player shows a progress bar at 0:02 / 4:55. To the right of the video player, there is a sidebar with an advertisement for "ecobee smart thermostat" for \$249, and a list of "Up next" videos. The first video in the list is "Great Are You Lord w/ Lyrics (All Sons & Daughters)" by Pastor Madeline, with 718,578 views and a duration of 4:49. Other videos in the list include "Mix - Good Good Father [Lyrics] - Chris Tomlin", "HE REIGNS -[Music Video] - The Newsboys", and "Holy Spirit - Francesca Battistelli (lyric video)".

Search for YouTube Worship Songs:



Create and Find YouTube Play Lists:

To create a YouTube account, create a Google Account. With a Google Account, you can access many YouTube features, including Like, Subscribe, Watch Later, Playlists and Watch History. YouTube can also recommend videos based on what you've watched, liked, and subscribed to.

- Go to youtube.com.
- In the top right, click Sign in.
- Click Create Account.

Create and Find YouTube Play Lists:

- Open your YouTube account
- Create a channel
- Start with a video you want in the playlist
- Under the video, click Add to playlist
- Click Create new playlist
- Enter a playlist name

Create and Find YouTube Play Lists:

- Use the drop down box to select your playlist's privacy setting. If it's private, people can't find it when they search YouTube
- Click Create
- You can find your new playlist from the Library in the Guide on the left side of the screen

Setting up Songs for Class:

- Click on the link for a song on your Word Document to open a browser tab for that song.
- Allow the add to play and/or click on “Skip Ad”
- Pause the song, and leave the tab open
- Select a second song link and repeat.
- Each song will open a new tab.